

Liquid in can is effectively discharged, better performance than electric and manual types.

Vacuum pump for drum can, **discharging only**



The pump to transfer, due to pressure difference in drum can.

- Workable at hazardous area, as no electricity used. (driven by compressed air)
- Available even for flammable liquid.
- Workable even for Nitrogen in cylinder.



Air Coupler 30PF
APD-R-i (Discharging only)

Vacuum pump for drum can **discharging only** Compressor with higher than 1HP

APD-R-i Remarkable cost-reduction achieved, due to our own technology

Model	APD-R-i	
Applicable liquid	Oils	
Height for Lifting	2m	
Accessories	Nozzle	Ball Valve
	Hose (Long·Inner dia.)	NBR(2m×32φ)
	Ground Wire	Inclusive
Material/Weight	Body/Nozzle	AL·Steel Plating
	Packing	NBR
	Weight	4.4kg

200L, based on JIS (Japanese Industrial Standard)
For closed drum can only (dia. G2)

To discharge liquid effectively.

Max. depth of remained liquid is 5cm (our test shows 1-2L)

Several discharging methods!!

Ball Valve Type, to keep smooth flow Manual Gun Nozzle type, to control with one hand. Ball Valve Type, secure flowing volume. Manual Gun Type for convenience.

Dual safety design is applied.

Pressure in a drum can is adjusted for safety.

Workable, even in case of emergency.

Once compressed air is filled, this keeps working until air completely gets out.

Soundless Type

Energy Saving Type (Most efficient for saving energy)

Vacuum pump for drum can **discharging only** Compressor with higher than 1HP

APD-i series Various Line-ups for various liquid/applications

Model	APD-20(25)-i	APD-20(25)-i	APD-20(25)-i	APD-20(25)-i	APD-20SUS-i	APD-20SUS-i
Applicable liquid	Oils	Oils	kerosene-Light oil-Gasoline	kerosene-Light oil-Gasoline	Solvent	Solvent
Discharging Volume	65(150) l/min(1cp)	55(80) l/min(1cp)	55(115) l/min(1cp)	50(70) l/min(1cp)	40l/min(1cp)	35l/min(1cp)
Height for Lifting	2m	2m	2m	2m	2m	2m
Accessories	Nozzle	Ball Valve	Manual Gun Nozzle	Ball Valve	Manual Gun Nozzle	Ball Valve
	Hose (Long·Inner dia.)	PVC(2m×25(32)φ)	PVC(2m×25(32)φ)	PVC(2m×20(25)φ)	PVC(2m×20(25)φ)	SUS304(2m×20φ)
	Ground Wire	—	—	Inclusive	Inclusive	Inclusive
Material/Weight	Body/Nozzle	AL	AL	AL	AL	SUS304
	Packing	FKM	FKM	FKM	FKM	PTFE·FFKM
	Weight	4.4(5.6)kg	4.3(5.1)kg	5.6(7.4)kg	5.3(6.5)kg	7.8kg

200L, based on JIS (Japanese Industrial Standard)
For closed drum can only (dia. G2)



APD-20-i (Discharging only)

AQUA
SYSTEM CO.,LTD.

05

Vacuum Pump for pail can

Air type
Compressor/ 5HP / 3HP

Viscosity
Less than 3,000cP

Pump to transfer with compressed air
To collect waste liquid in tank, To change oil

Applicable at hazardous area

APDQ1-25-i (Sucking only)

APD-R-i (Discharging only)

APDX1-25-i (Both for discharging and sucking)

- No motor assures little trouble, also applicable for liquid with foreign materials
- No electricity use assures safety at hazardous area

AQUASYSTEM CO.,LTD.

JAPAN

Add: 1-3-1 Kyo-machi, Hikone City, Shiga, 522-0081, Japan

TEL: +81-749-23-9139 FAX: +81-749-23-9122

E-mail: trade@aqsys.co.jp

WEB: <http://en.aqsys.co.jp>

Alibaba Shop: <https://aquasystem.trustpass.alibaba.com/>



Overseas Companies Information

安陸 (常州) 泵业有限公司 AQUASYSTEM(CHANGZHOU)CO.,LTD
江苏省常州市新北区创业东路 16 号 粤海工业园常州滨江园 11C
TEL:(86)0519-69551022 FAX:(86)0519-69885565 <http://www.aqsys-cn.com/>

AQUASYSTEM(THAILAND)CO.,LTD.
81 SOI KANCHANAPISEK 001 KANCHANAPISEK Rd., BANGBON BANGKOK, THAILAND
TEL: (66) 02-8988016 FAX:(66)02-8988018 <http://www.aqsys-thai.com/>

AQUASYSTEM TRADING (VIETNAM) CO., LTD
B1013, duong D6, KDC Viet Sing, An Phu, Thuan An, Binh Duong, Viet Nam
TEL:(84)02746-559955 Email: aqtv@aqsys.vn <http://aqsys.vn/>

This product works for both sucking/discharging the liquid.

Vacuum pump for drum can, both for discharging and sucking



Recommendable to transfer from drum can. Simple one-touch operation for sucking/discharging

This works both for sucking/discharging with one-lever.



Easy to switch sucking / discharging

Adjustable Valve

Discharging·sucking volumes can be adjustable with valve.



Air Coupler
30PF

Improved for easier fixing

Adapter

Easy to fix, due to bag-nut type.



Ground Wire
Standard for (G) and (AS) only

- Automatically stopped, when liquid is full.
- Continuous operation is assured, even for the liquid with mixed materials.
- No electricity assures your safety even at hazardous area.
- Ground wire applied for static electricity for (G) and (AS) only.
- Effective collection for the liquids to viscosity up to 3,000cP.
- Very little trouble expected, as motor is not used. Also, smooth flow is assured even for the liquid with foreign materials.

*As main body is aluminum made, some limited liquids are not applicable.

Ejector

Air Exhaust (Rc 1/4)



Pressure Meter

Visible to make sure of pressure in drum can.



Better visible design

Spring for sucking gate

Spring head works for effectively discharging the liquid.

200L, based on JIS (Japanese Industrial Standard)
For closed drum can only (dia. G2)

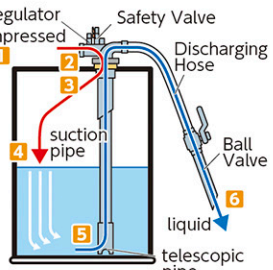


PVC hose
Oil resistant hose
SUS hose

APDX1-25-i (Both for discharging and sucking)

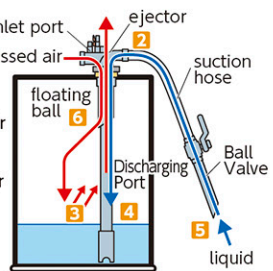
Discharging

- 1 Fill compressed air with 0.1-1 Mpa.
- 2 Reduce to 0.05Mpa with regulator.
- 3 Pressure reduced air goes into the tank.
- 4 The compressed air works to lower liquid surface in tank.
- 5 The pushed liquid gets into pipe.
- 6 Discharge the liquid from nozzle, after filtered.



Sucking

- 1 Fill compressed air with 0.4-0.6 Mpa.
- 2 Without getting into tank, air is pushed out from ejector.
- 3 Negative pressure is generated in ejector, and air in the tank is pushed out.
- 4 As negative pressure is generated in tank, outside air is sucked in.
- 5 Liquid is sucked through nozzle.
- 6 Once liquid is full, floating ball works to stop sucking at air discharging port.



Vacuum pump for drum can **both for discharging and sucking** Compressor with higher than 3HP

APDX1-25-i This works both for sucking/discharging with one-lever.

Model	APDX1-25-i	APDX1-25G-i	APDX1-25AS-i
Applicable liquid	Oils	kerosene·Light oil·Gasoline	Solvent
Air Consumption	167ℓ/min	167ℓ/min	167ℓ/min
Discharging Volume	100ℓ/min (1cp)	70ℓ/min (1cp)	70ℓ/min (1cp)
Height for Lifting·Sucking	2m	2m	2m
Accessories Material/ Weight	Nozzle	Ball Valve	Ball Valve
	Hose (Long· Inner dia.)	PVC(2m×32φ)	NBR(2m×25φ)
	Ground Wire	—	Inclusive
	Body/Nozzle	AL·Steel Plating	AL·Steel Plating
	Packing	NBR	NBR
Weight	4.3kg	5.7kg	5.3kg

To collect various liquids, kerosene, light oil, cutting liquids with foreign materials etc.

Vacuum pump for drum can, sucking only




Pressure difference in drum can works to transfer the liquid.

Adapter


Easy to fix, due to bag-nut

Improved for easier fixing



Adjustable Valve

Sucking volume is adjustable due to adjustable valve.




- Automatically stopped, when liquid is full.
- Continuous operation is assured, even for the liquid with mixed materials.
- No electricity assures your safety even at hazardous area.
- Ground wire applied for static electricity for (G) and (AS) only.
- Effective collection for the liquids to viscosity up to 3,000cP.
- Very little trouble expected, as motor is not used. Also, smooth flow is assured even for the liquid with foreign materials.

*As main body is aluminum made, some limited liquids are not applicable.

Ejector

Air Exhaust (Rc 1/4)



200L, based on JIS (Japanese Industrial Standard)
For closed drum can only (dia. G2)



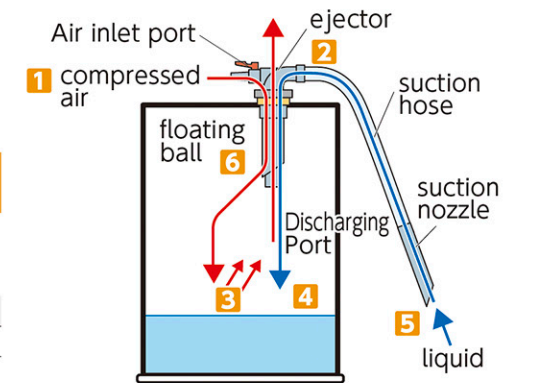
PVC hose
Oil resistant hose
SUS hose

APDQ1-25-i (Sucking only)

Vacuum pump for drum can **sucking only** Compressor with higher than 3HP

APDQ1-25-i Collection after washing

Model	APDQ1-25-i	APDQ1-25G-i	APDQ1-25AS-i
Applicable liquid	Oils	kerosene·Light oil·Gasoline	Solvent
Air Consumption	167ℓ/min	167ℓ/min	167ℓ/min
Max. sucking capacity	80ℓ/min (1cp)	50ℓ/min (1cp)	50ℓ/min (1cp)
Lifting Height	2m	2m	2m
Accessories Material/ Weight	Nozzle	Straight pipe	Straight pipe
	Hose (Long· Inner dia.)	PVC(2m×32φ)	NBR(2m×25φ)
	Ground Wire	—	Inclusive
	Body/Nozzle	AL·Steel Plating	AL·Steel Plating
	Packing	NBR	NBR
Weight	3.3kg	4.4kg	4.0kg



- Sucking**
- 1 Fill compressed air with 0.4-0.6 Mpa.
 - 2 Without getting into tank, air is pushed out from ejector.
 - 3 Negative pressure is generated in ejector, and air in the tank is pushed out.
 - 4 As negative pressure is generated in tank, outside air is sucked in.
 - 5 Liquid is sucked through nozzle.
 - 6 Once liquid is full, floating ball works to stop sucking at air discharging port.